





















Short-term forecast
































Today

27-05-2019















			 °C	 %	 hPa	 km/h	 mm/h	 °C
11 h		Clear	21.2	28	1021.3	4.8 ►	0.0	21.2
12 h		Clear	23.2	24	1020.2	4.9 ►	0.0	23.2
13 h		Clear	24.4	22	1018.9	5.2 ▲	0.0	24.4
14 h		Clear	25.3	20	1018.0	5.3 ▼	0.0	25.3
15 h		Clear	25.5	20	1017.6	5.3 ▼	0.0	25.5
16 h		Clear	24.8	21	1017.6	5.2 ▼	0.0	24.8
17 h		Partly Cloudy	23.1	23	1017.7	4.9 ▼	0.0	23.1
18 h		Partly Cloudy	19.3	29	1018.2	4.4 ▲	0.0	19.3
19 h		Clear	15.4	37	1019.0	3.7 ▲	0.0	15.4
20 h		Clear	12.8	43	1019.6	3.3 ▲	0.0	12.8
21 h		Partly Cloudy	11.4	46	1020.1	3.1 ▼	0.0	11.4
22 h		Mostly Cloudy	10.6	48	1020.5	3.9 ►	0.0	10.6
23 h		Mostly Cloudy	9.4	51	1020.8	4.6 ▼	0.0	9.4

Tomorrow



28-05-2019

								
		°C	%	hPa	km/h	mm/h	°C	
0 h		Mostly Cloudy	8.2	56	1021.0	2.5 ▼	0.0	8.2
1 h		Mostly Cloudy	7.6	58	1021.1	4.2 ▼	0.0	7.6
2 h		Mostly Cloudy	7.2	60	1021.2	4.6 ▼	0.0	7.2
3 h		Mostly Cloudy	6.7	63	1021.3	4.8 ▼	0.0	6.7
4 h		Mostly Cloudy	6.1	65	1021.5	5.1 ▼	0.0	5.4
5 h		Mostly Cloudy	5.9	67	1021.8	5.1 ▼	0.0	5.1
6 h		Mostly Cloudy	5.9	70	1022.3	5.0 ▼	0.0	5.1
7 h		Mostly Cloudy	6.3	72	1022.9	4.8 ▼	0.0	6.3
8 h		Partly Cloudy	8.0	66	1023.1	5.0 ▼	0.0	7.5
9 h		Partly Cloudy	11.7	54	1022.7	5.1 ►	0.0	11.7
10 h		Clear	17.7	38	1021.8	5.1 ►	0.0	17.7
11 h		Clear	20.9	31	1020.8	6.0 ►	0.0	20.9
12 h		Clear	23.1	26	1019.6	5.1 ◀	0.0	23.1
13 h		Clear	24.7	23	1018.2	5.3 ►	0.0	24.7
14 h		Clear	25.8	20	1017.2	5.3 ►	0.0	25.8
15 h		Clear	25.8	20	1016.8	4.9 ►	0.0	25.8
16 h		Clear	24.9	21	1016.7	5.1 ◀	0.0	24.9
17 h		Clear	23.0	23	1017.0	4.9 ►	0.0	23.0
18 h		Clear	19.2	30	1017.7	4.3 ◀	0.0	19.2
19 h		Clear	15.4	37	1018.7	3.0 ▼	0.0	15.4
20 h		Clear	12.9	44	1019.6	3.3 ◀	0.0	12.9
21 h		Clear	11.6	47	1020.2	0.5 ►	0.0	11.6
22 h		Clear	10.8	49	1020.7	4.3 ▼	0.0	10.8
23 h		Clear	9.6	52	1021.1	4.9 ▼	0.0	9.3


Long-term forecast

		 °C	 %	 hPa	 km/h	 mm/h
Mon	 Partly cloudy in the evening.	25.5 / 5.5	44	1021.0	0.9	▲ 0.0
Tue	 Mostly cloudy in the morning.	25.8 / 5.9	45	1020.2	2.3	▲ 0.0
Wed	 Clear throughout the day.	26.0 / 5.4	44	1020.8	1.3	▲ 0.0
Thu	 Clear throughout the day.	24.2 / 5.8	47	1021.3	2.3	▲ 0.0
Fri	 Clear throughout the day.	25.0 / 6.3	47	1019.1	2.2	▲ 0.0
Sat	 Clear throughout the day.	25.7 / 5.4	39	1019.3	0.8	▲ 0.0
Sun	 Clear throughout the day.	26.0 / 6.0	41	1022.3	1.2	▼ 0.0
Mon	 Clear throughout the day.	26.3 / 6.4	42	1023.5	0.8	▲ 0.0

























Station averages

	 °C	 %	 hPa	 km/h	 mm/h	 °C
26 May	25.0 / 5.4	63.9	1020.8	0.9	0.4	23.3 / 4.0
27 May	26.0 / 5.8	63.9	1021.0	0.7	0.3	24.5 / 4.5
28 May	24.8 / 5.2	62.9	1021.9	0.8	0.0	23.1 / 3.9
29 May	24.7 / 5.9	62.4	1021.8	1.1	0.8	22.9 / 4.6
30 May	24.5 / 4.3	64.0	1021.8	0.7	0.0	22.9 / 2.8
31 May	24.3 / 6.0	64.9	1021.2	1.0	1.2	22.8 / 4.7
1 Jun	24.4 / 5.9	67.8	1020.5	0.7	0.0	23.5 / 4.8
2 Jun	25.4 / 5.8	60.7	1020.7	1.4	0.0	23.4 / 4.4
3 Jun	24.7 / 6.0	62.0	1019.6	1.8	0.0	23.0 / 4.3

Station extremes

	 °C	 %	 hPa	 km/h	 km/h	 mm/h	 °C
26 May	29.9 2015	98.0 2016	1027.3 2016	16.1 2016	25.8 2016	2.6 2016	28.0 2015
	2.9 2014, 2017	16.0 2014, 2015	1014.1 2017	-	-	-	1.2 2014, 2017
27 May	29.7 2015	99.0 2016	1029.0 2016	6.4 2015, 2017	16.9 2018	1.8 2016	28.3 2015
	3.6 2019	14.0 2015	1012.8 2017	-	-	-	1.9 2014, 2019
28 May	28.1 2015	97.0 2016, 2018	1029.2 2018	8.1 2015	18.7 2018	0.2 2016	26.2 2015
	2.9 2017	17.0 2015	1015.1 2014	-	-	-	1.2 2017
29 May	28.5 2015	96.0 2016, 2018	1029.2 2017	9.5 2018	18.7 2018	4.0 2018	26.6 2015
	1.6 2014	17.0 2015	1014.9 2018	-	-	-	-0.3 2014
30 May	29.2 2015	98.0 2018	1030.5 2017	8.1 2014	14.5 2014	0.2 2018	27.5 2015
	1.7 2014	15.0 2015	1015.2 2015	-	-	-	-0.4 2014
31 May	28.6 2014	98.0 2018	1028.9 2017	13.7 2018	22.3 2018	6.0 2018	27.3 2015
	2.1 2017	17.0 2015	1012.8 2015	-	-	-	0.3 2017
1 Jun	27.2 2014	99.0 2018	1027.4 2016	8.1 2014	17.7 2014	0.0 > 3 cases	26.3 2014
	2.5 2017	24.0 2015	1012.5 2015	-	-	-	0.8 2017
2 Jun	28.2 2014	96.4 2018	1028.5 2018	12.9 2015	22.5 2015	0.2 2018	26.4 2014
	2.3 2017	15.6 2018	1012.5 2015	-	-	-	0.5 2017
3 Jun	27.9 2014	96.0 2018	1030.8 2018	20.9 2015	33.8 2015	0.0 > 3 cases	25.6 2014
	1.7 2018	18.0 2014	1008.9 2015	-	-	-	-0.2 2018

Almanac

					
27 May	06.44	17.30	646 min   	794 min	
28 May	06.45	17.30	645 min   	795 min	
29 May	06.45	17.29	644 min   	796 min	
30 May	06.46	17.29	644 min   	796 min	
31 May	06.46	17.29	643 min   	797 min	
1 Jun	06.47	17.29	642 min   	798 min	
2 Jun	06.47	17.29	642 min   	798 min	
3 Jun	06.47	17.29	641 min   	799 min	